

REVOLVING DOORS

FREEDOM

The entrance to the building is a business card-it makes the first impression on the person. Thanks to their design TiSO revolving doors save the highest possible amount of energy during entry and exit of a building. The transparent design adds to the attractiveness of the entrance area, which is representative of the building as a whole. The building's thermal separation is not affected by the revolving door and the slim design allows a high throughput rate. All glass units with the elegant stainless steel profiles provide a stylish design which is one of the key customers' demands. TiSO four leaf manual revolving doors will provide an ideal comfort for your office building, hospital, shopping mall, train station or airport.



 **1100**
mm
PASSAGE WIDTH

 **IP 54**
PROTECTIVE LEVEL

 **BI-DIRECTIONAL**

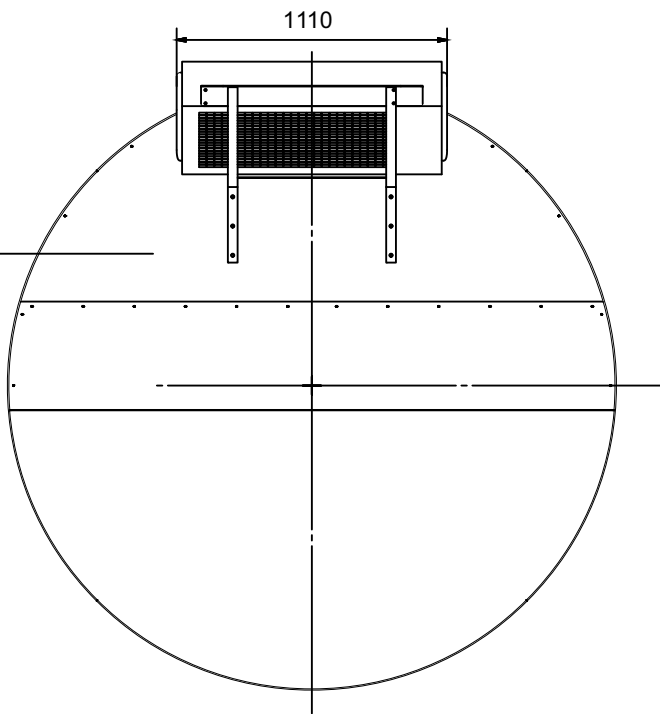
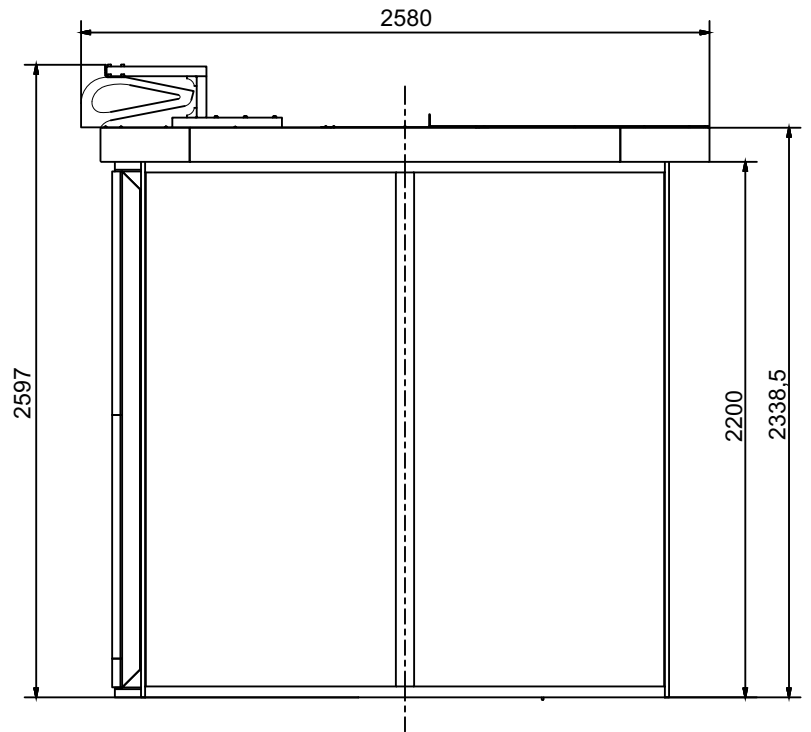
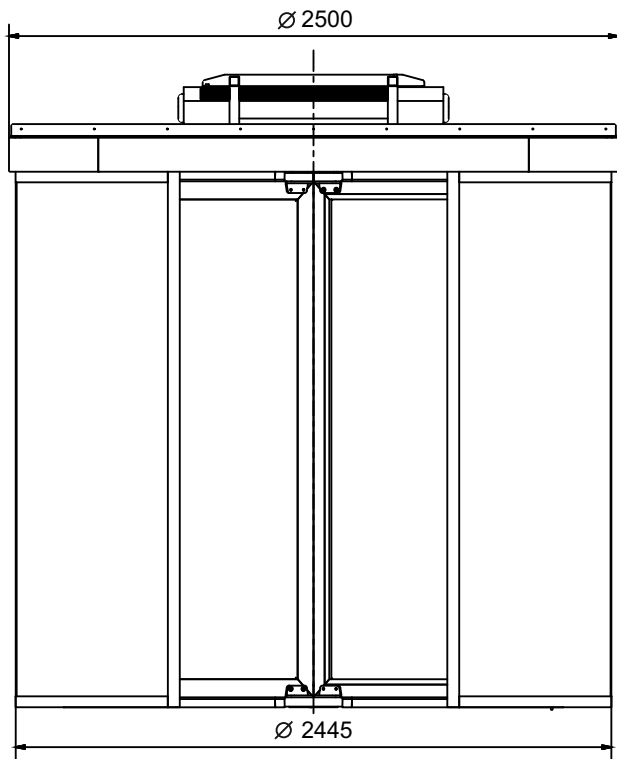
Technical Specifications:

| | |
|----------------------------|--|
| Unit width, mm | 2500 |
| Unit length, mm | 2580 |
| Unit height, mm | 2600 |
| Unit weight, kg (not more) | 500 |
| Number of door leaves | 4 |
| Glass type | Tempered safety glass |
| Finishing | Polished/brushed stainless steel |
| Function | Can be revolved manually, smooth running |
| Brushes | Sealing brushes the door leaves |
| Handles | Stainless steel handles, polished/pushed |



www.tiso.global
+380 (44) 291-21-11
e-mail: sales@tiso.global





www.tiso.global
+380 (44) 291-21-11
e-mail: sales@tiso.global

